

Biotinylated Human Nectin-4 Protein

Cat. No. NEC-HM404B

Description

Source	Recombinant Biotinylated Human Nectin-4 Protein is expressed from HEK293 with His tag and Avi tag at the C-Terminus. It contains Gly32-Val351.
Accession	Q96NY8
Molecular Weight	The protein has a predicted MW of 37.2 kDa. Due to glycosylation, the protein migrates to 46-48 kDa based on Bis-Tris PAGE result.
Endotoxin	Less than 1EU per μg by the LAL method.
Purity	> 95% as determined by Bis-Tris PAGE > 95% as determined by HPLC

Formulation and Storage

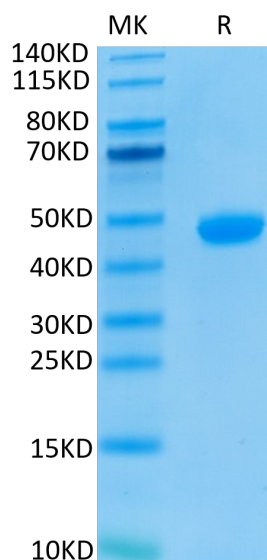
Formulation	Lyophilized from 0.22 μm filtered solution in PBS (pH 7.4). Normally 8% trehalose is added as protectant before lyophilization.
Reconstitution	Centrifuge the tube before opening. Reconstituting to a concentration more than 100 $\mu\text{g}/\text{ml}$ is recommended. Dissolve the lyophilized protein in distilled water.
Storage	-20 to -80°C for 12 months as supplied from date of receipt. -80°C for 3 months after reconstitution. Recommend to aliquot the protein into smaller quantities for optimal storage. Please minimize freeze-thaw cycles.

Background

Nectin-4 seems to be involved in cell adhesion through trans-homophilic and -heterophilic interactions, the latter including specifically interactions with NECTIN1. Does not act as receptor for alpha-herpesvirus entry into cells. (Microbial infection) Acts as a receptor for measles virus.

Assay Data

Bis-Tris PAGE



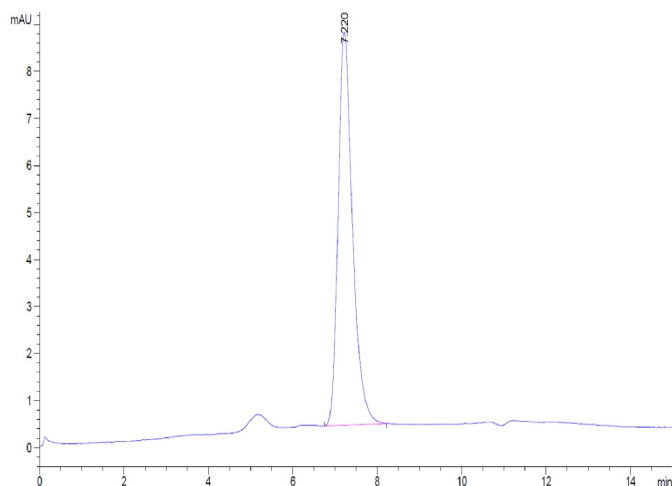
Biotinylated Human Nectin-4 on Bis-Tris PAGE under reduced conditions. The purity is greater than 95%.

SEC-HPLC

Biotinylated Human Nectin-4 Protein

Cat. No. NEC-HM404B

Assay Data

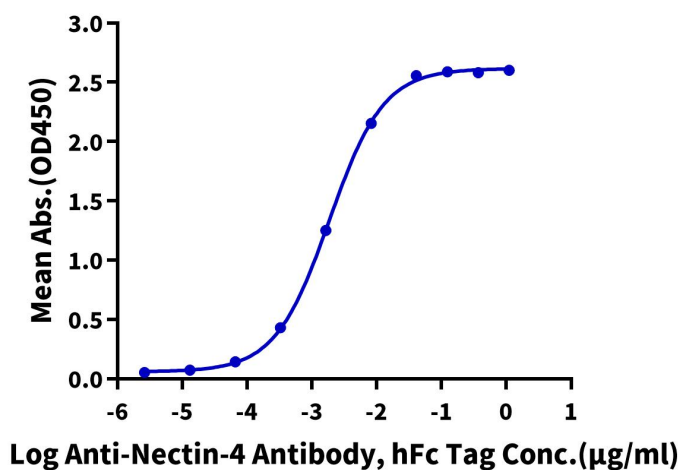


The purity of Biotinylated Human Nectin-4 is greater than 95% as determined by SEC-HPLC.

ELISA Data

Biotinylated Human Nectin-4, His Tag ELISA

0.05 μ g Biotinylated Human Nectin-4, His Tag Per Well



Immobilized Biotinylated Human Nectin-4, His Tag at 0.5 μ g/ml (100 μ l/well) on the streptavidin precoated plate (5 μ g/ml). Dose response curve for Anti-Nectin-4 Antibody, hFc Tag with the EC50 of 1.9ng/ml determined by ELISA.